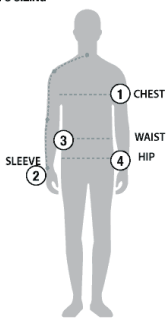


STORMTECH SIZING CHART

BASED ON YOUR BODY MEASUREMENTS

MEN'S SIZING



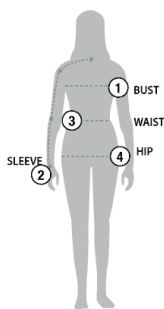
To select the best size for you, please follow these simple steps:

- Most important measurement:**
Take your Chest/Bust measurement from just under your arm at the fullest part of the chest
- Take your Sleeve length from the back base of the neck across the shoulder and around the elbow to your wrist
- Take your Waist measurement at the narrowest point around your natural waistline.
- Take your Hip measurement at the fullest part of your body below the waist

When measurements fall between two sizes:

The size selection should be based on fit preference: Select lower size for a closer to body fit or the larger size for a more relaxed fit. When in doubt, we strongly recommend ordering a size sample.

WOMEN'S SIZING



AFP-1 | MEN'S GRAVITY THERMAL JACKET

MEN'S SIZING CHART - YOUR BODY MEASUREMENTS

SIZE	XS	S	M	L	XL	2XL	3XL	4XL	5XL
Chest ①	N/A	35"-38" [89-96.5cm]	38"-41" [96.5-104cm]	41"-44" [104-112cm]	44"-47" [112-119cm]	47"-50" [119-127cm]	50"-53" [127-134.5cm]	53"-56" [134.5-142cm]	56"-59" [142-150cm]
Sleeve Length ②	N/A	33"-34" [84-86.5cm]	34"-35" [86.5-89cm]	35"-36" [89-91.5cm]	36"-37" [91.5-94cm]	37"-38" [94-96.5cm]	38"-38.5" [96.5-97.75cm]	38.5"-39" [97.75cm-99cm]	39"-39.5" [99-100.25cm]
Waist ③	N/A	29"-32" [73.5-81cm]	32"-35" [81-89cm]	35"-38" [89-96.5cm]	38"-41" [96.5-104cm]	41"-44" [104-112cm]	44"-47" [112-119cm]	47"-50" [119-127cm]	50"-53" [127-134.5cm]
Hip ④	N/A	34"-37" [86-94cm]	37"-40" [94-101.5cm]	40"-43" [101.5-109cm]	43"-46" [109-117cm]	46"-49" [117-124.5cm]	49"-52" [124.5-132cm]	52"-55" [132-140cm]	55"-58" [140-147cm]

AFP-1W | WOMEN'S GRAVITY THERMAL JACKET

WOMEN'S SIZING CHART - YOUR BODY MEASUREMENTS

SIZE	XS	S	M	L	XL	2XL
Bust ①	29"-32" [73.5-81cm]	32"-35" [81-89cm]	35"-38" [89-96.5cm]	38"-41" [96.5-104cm]	41"-44" [104-112cm]	44"-47" [112-119cm]
Sleeve Length ②	30"-31" [76-79cm]	31"-32" [79-81.5cm]	32"-33" [81.5-84cm]	33"-33.5" [84-85cm]	33.5"-34" [85-86.5cm]	34"-34.5" [86.5-87.75cm]
Waist ③	22"-25" [56-63.5cm]	25"-28" [63.5-71cm]	28"-31" [71-79cm]	31"-34" [79-86cm]	34"-37" [86-94cm]	37"-40" [94-101.5cm]
Hip ④	31.5"-34.5" [80-87.5cm]	34.5"-37.5" [87.5-95cm]	37.5"-40.5" [95-103cm]	40.5"-43.5" [103-110.5cm]	43.5"-46.5" [110.5-118cm]	46.5"-49.5" [118-126cm]

FIT GUIDE

FITTED	REGULAR	RELAXED
FITS SLIGHTLY SMALLER Neither slim nor oversized. Universal, easy fit for comfortable range of motion.		

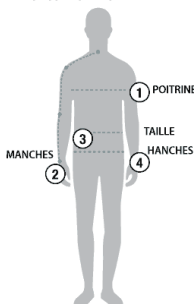
For more information on this and other Stormtech styles, please contact us at info@stormtech.ca



TABLEAU DES TAILLES STORMTECH

BASÉ SUR LES MESURES DE VOTRE CORPS

TAILLES POUR HOMMES



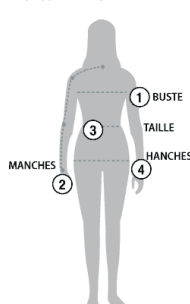
Veillez suivre ces étapes simples pour sélectionner la taille de vêtement qui vous convient :

- La mesure la plus importante :**
Prendre la mesure de votre poitrine/buste au-dessous des bras, autour de la partie la plus forte de votre poitrine.
- Mesurez la longueur des manches à partir de la nuque, le long de l'épaule, du coude, et jusqu'au poignet.
- Mesurez votre taille à la partie la plus mince de votre taille naturelle.
- Prenez la mesure de vos hanches au point le plus fort de votre corps, sous la taille.

Lorsque la mesure est entre deux tailles :

La sélection de la taille du vêtement doit être fondée sur votre préférence d'ajustement. Sélectionnez la taille inférieure si vous favorisez un ajustement plus près du corps, ou la taille supérieure pour un ajustement plus décontracté. En cas de doute, nous vous recommandons fortement de commander un échantillon.

TAILLES POUR FEMMES



AFP-1 | MEN'S GRAVITY THERMAL JACKET

TABLEAU DES TAILLES POUR HOMMES - MESURES DE VOTRE CORPS

TAILLE	TP	P	M	G	TG	2TG	3TG	4TG	5TG
Poitrine ①	N/A	35"-38" [89-96.5cm]	38"-41" [96.5-104cm]	41"-44" [104-112cm]	44"-47" [112-119cm]	47"-50" [119-127cm]	50"-53" [127-134.5cm]	53"-56" [134.5-142cm]	56"-59" [142-150cm]
Longueur des manches ②	N/A	33"-34" [84-86.5cm]	34"-35" [86.5-89cm]	35"-36" [89-91.5cm]	36"-37" [91.5-94cm]	37"-38" [94-96.5cm]	38"-38.5" [96.5-97.75cm]	38.5"-39" [97.75cm-99cm]	39"-39.5" [99-100.25cm]
Taille ③	N/A	29"-32" [73.5-81cm]	32"-35" [81-89cm]	35"-38" [89-96.5cm]	38"-41" [96.5-104cm]	41"-44" [104-112cm]	44"-47" [112-119cm]	47"-50" [119-127cm]	50"-53" [127-134.5cm]
Hanches ④	N/A	34"-37" [86-94cm]	37"-40" [94-101.5cm]	40"-43" [101.5-109cm]	43"-46" [109-117cm]	46"-49" [117-124.5cm]	49"-52" [124.5-132cm]	52"-55" [132-140cm]	55"-58" [140-147cm]

AFP-1W | WOMEN'S GRAVITY THERMAL JACKET

TABLEAU DES TAILLES POUR FEMMES - MESURES DE VOTRE CORPS

TAILLE	TP	P	M	G	TG	2TG
Buste ①	29"-32" [73.5-81cm]	32"-35" [81-89cm]	35"-38" [89-96.5cm]	38"-41" [96.5-104cm]	41"-44" [104-112cm]	44"-47" [112-119cm]
Longueur des manches ②	30"-31" [76-79cm]	31"-32" [79-81.5cm]	32"-33" [81.5-84cm]	33"-33.5" [84-85cm]	33.5"-34" [85-86.5cm]	34"-34.5" [86.5-87.75cm]
Taille ③	22"-25" [56-63.5cm]	25"-28" [63.5-71cm]	28"-31" [71-79cm]	31"-34" [79-86cm]	34"-37" [86-94cm]	37"-40" [94-101.5cm]
Hanches ④	31.5"-34.5" [80-87.5cm]	34.5"-37.5" [87.5-95cm]	37.5"-40.5" [95-103cm]	40.5"-43.5" [103-110.5cm]	43.5"-46.5" [110.5-118cm]	46.5"-49.5" [118-126cm]

GUIDE DES COUPES

AJUSTÉ	RÉGULIÈRE	DÉCONTRACTÉ
COUPE PLUS PETIT En tendance, conforme aux contours du corps.		

Pour de plus amples informations sur ce modèle, ou tout autre modèle de STORMTECH, veuillez nous contacter à info@stormtech.ca

